


What is Kahoot!?

	<p>Kahoot! is an App you can use to play online trivia quizzes.</p>
	<p>You can play against other people at the same time.</p>
	<p>The games played on Kahoot! are called 'Kahoots'</p>
	<p>We use Kahoot! to play our online quiz.</p>
	<p>We call this the Gig Buddies Sydney pub quiz.</p>


What I need so I can play Kahoot!




	<p>If you want to play the Kahoot! with Gig Buddies Sydney you need to have two of these.</p> <ul style="list-style-type: none">• Computer with camera,
---	---

 	<p>microphone and speaker</p> <ul style="list-style-type: none"> • Smartphone • Tablet – like an iPad or similar
	<p>You must have your smartphone, tablet or computer connected to the internet.</p>
	<p>If you need help with this ask a friend, someone in your family or a support worker.</p>

A **router** is a box that sends WIFI around your house or office. It lets you connect to the internet.

Playing Kahoot! on my smartphone or tablet

	<p>To play Kahoot! on your smartphone or tablet you need to download the Kahoot! App.</p>
---	---

	<p>Go to the App Store or Google Play on your phone.</p>
	<p>Search for Kahoot!</p>
	<p>Download the App called Kahoot!</p>

You're now ready to play Kahoot!


Playing Kahoot! with Gig Buddies Sydney

To play Kahoot! with Gig Buddies Sydney on your smartphone or tablet you will also need to log in to Zoom.

- You will need to log in to Zoom on another device.




For example: if you are playing Kahoot! on your smartphone, you can log in to Zoom on your desktop computer, laptop or tablet.




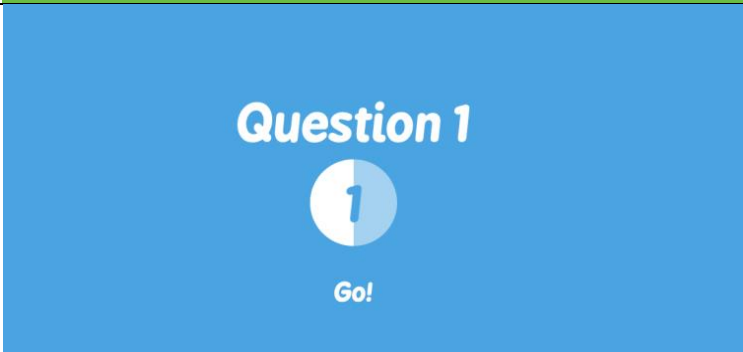
- You will be sent an email with a Zoom Meeting ID.

	<p>The Meeting ID will look like this</p> <p>843 833 035</p>
---	--


- The Gig Buddies Sydney pub quiz will take place on Zoom.
- For more information on how to use Zoom, click [here](#) for an easy read guide.

After you join the Zoom Meeting

	<p>Open the Kahoot! App on your smartphone or tablet and enter the Kahoot! Game PIN.</p>
	<p>The Game PIN will appear on the screen</p>
<p style="text-align: center;">244636</p>	<p>The Game PIN will look like this</p>
	<p>Once you have entered the Game PIN press Enter. Then you need to enter your Nickname</p>

 <p>The image shows the Kahoot! login screen. It has a blue background with the Kahoot! logo at the top. Below the logo is a white input field labeled 'My nickname' and a black button labeled 'OK, go!'. At the bottom, there is a navigation bar with icons for Home, Search, Enter PIN, Create, and My Games.</p>	<p>After entering your Nickname, press 'OK, go!'</p>
 <p>The image shows the Kahoot! game PIN screen. It has a green background. At the top, it says 'Join at www.kahoot.it or with the Kahoot! app with Game PIN: 824006'. Below this, it says '1 Player' and 'My nickname'. There is a 'Start' button on the right side.</p>	<p>Your Nickname will appear on the screen</p>
 <p>The image shows a green screen with the text 'You're in!' and 'See your nickname on screen?'.</p>	<p>Your nickname will appear on your computer screen. You will then be entered into the quiz</p>
 <p>The image shows the 'Question 1' screen. It has a blue background with the text 'Question 1' and a large number '1' inside a circle. Below the circle is a 'Go!' button.</p>	<p>The quiz will then begin. A 5 second countdown will begin on your screen</p>

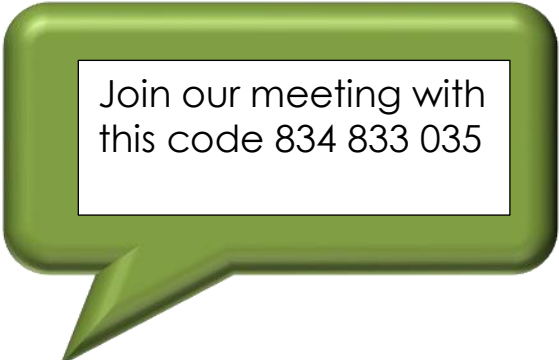
	<p>The questions will look like this</p>
	<p>To answer a question on your smartphone or tablet press either red (triangle), blue (diamond), yellow (circle) or green (square)</p>
	<p>The screen will tell you if you got the question right or wrong</p>
	<p>You got the question right</p>

	<p>After completing all the questions you will see a screen that shows you where you finished</p>
---	---

I want to play Kahoot! on my computer

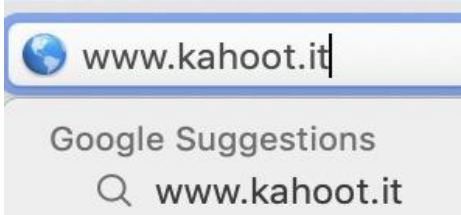
Please note: to play Kahoot! on your computer you will also need to log in to Zoom on your smartphone or your tablet.

- You will be sent an email with a Zoom Meeting ID.




	<p>The Meeting ID will look like this</p> <p>843 833 035</p>
---	--

- The Gig Buddies Sydney pub quiz will take place on Zoom.
- For more information on how to use Zoom, click [here](#) for an easy read guide.

When you join the Zoom Meeting on your smartphone or tablet

	Type www.kahoot.it into your internet browser
---	--

An **internet browser** is a programme you use on your computer to use the internet.

	You may use <ul style="list-style-type: none">• GoogleChrome• Firefox• InternetExplorer• Safari
	Enter the Kahoot! Game PIN.
	The Game PIN will appear on the screen

244636

The Game PIN will look like this





Once you have entered the Game PIN press Enter. Then you need to enter your Nickname

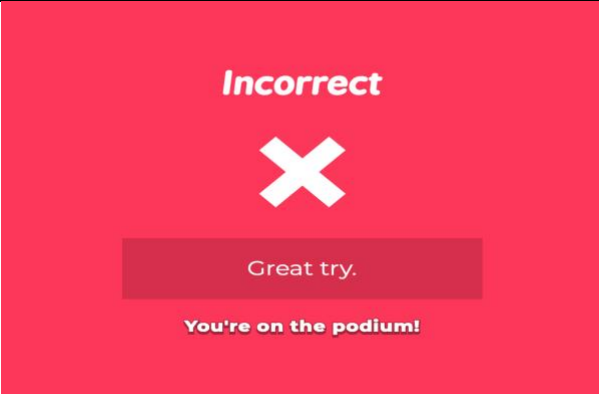
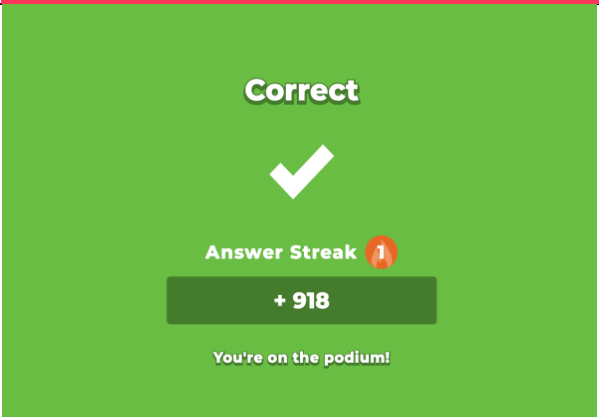



After entering your Nickname, press 'OK, go!'



Your Nickname will appear on the screen

<p style="text-align: center;">You're in!</p> <p style="text-align: center;">See your nickname on screen?</p>	<p>Your nickname will appear on your computer screen. You will then be entered into the quiz</p>
<p style="text-align: center;">Question 1</p> <p style="text-align: center;">1</p> <p style="text-align: center;">Go!</p>	<p>The quiz will then begin. A 5 second countdown will begin on your screen</p>
 <p>The screenshot shows a quiz interface. At the top, it asks "What is the Capital of Australia?". A purple circle on the left indicates a 5-second timer. On the right, it says "0 Answers". Below the question is a map of Australia. At the bottom, there are four colored buttons with symbols: a red button with a white triangle for Sydney, a blue button with a white diamond for Canberra, a yellow button with a white circle for Melbourne, and a green button with a white square for Brisbane.</p>	<p>The questions will look like this</p>
 <p>The image shows four colored buttons arranged in a 2x2 grid. The top-left button is red with a white triangle. The top-right button is blue with a white diamond. The bottom-left button is yellow with a white circle. The bottom-right button is green with a white square.</p>	<p>To answer a question on your smartphone or tablet press either red (triangle), blue (diamond), yellow (circle) or green (square)</p>

	 <p>The screen is red with the word "Incorrect" at the top. Below it is a large white "X". A dark red button contains the text "Great try.". At the bottom, it says "You're on the podium!".</p>	<p>The screen will tell you if you got the question right or wrong</p>
	 <p>The screen is green with the word "Correct" at the top. Below it is a large white checkmark. It says "Answer Streak" with a red "1" icon. A dark green button contains "+ 918". At the bottom, it says "You're on the podium!".</p>	<p>You got the question right</p>
	 <p>The screen is purple with a white header "Gig Buddies - pub example questions". Below it, three podiums are shown. The middle podium is the highest and contains the text "My nickname", "hoo", "1968", and "2 out of 3". The other two podiums are shorter and contain "Ka" and "t!" respectively.</p>	<p>After completing all the questions you will see a screen that shows you where you finished</p>